

Newsletter

June

2012



President & Editor – Danny McCarthy

Secretary/Treasurer – Rupert Braganza

Central Timer – Abdul Hai

CONTENTS

President's Report.....	1
Secretary's Report.....	2
AFTU Member Profile	3
Abdul Hai	3
Wayne Biggs	4
Entertainment.....	5
PIGEON JOKES	6
Overseas Lofts & Birds	7
Davey Warrener's Loft and Birds – Sunderland, U.K.	7
AFTU Lofts and Birds.....	9
Raj Sandhar's loft and birds - QLD	9
Danny McCarthy's loft and birds - WA.	10
Chris Francis' loft and birds - NSW	11
Aidan McIlhatton's loft and birds QLD	12
AFTU Social Activities	13
Serbian Pigeon Show - VIC.....	14
AFTU 2011/12 Fly Results.....	16
Q&A Corner	17
Tippler Articles.....	20
Tipplers Sunderland Style.....	20
The Training of Flying Tipplers	22
Pigeon Breeding – Correct Line Breeding, Fixing Champion Blood	25
AFTU Members List	27
Application For Membership.....	28

President's Report

I would like to take this opportunity to welcome all those who have recently joined the AFTU. I hope that the experience of being an AFTU member is a good one for all our new members and that the AFTU and its members live up to your expectations. The AFTU is an Australia wide club, and all our members are a fun loving group of guys, who love our sport and are always willing to help one another with advice on how to get the best out of this sport. Good luck, and happy flying to all our new members – thanks for joining. Whilst I am on the subject of thanking our new members, I would also like to thank our current financial members, who have collectively made the AFTU one of the best and strongest pigeon clubs in this country. The camaraderie that you have all shown, along with the assistance that you guys have given the elected office bearers over the past year have made our tasks that much easier to undertake, thus making the AFTU a strong and happy club.



I would also like to thank all our AFTU members who participated in, both, the AFTU Official Fly's and the Honour System Fly's. It has not been an easy season by any stretch of the imagination because of the PMV1 outbreak in Victoria and the huge number of bird losses and damaged birds incurred during training and Comp flying by our members to the BPO's around this country. Nevertheless, it was nice to see everyone trying their level best to achieve some good times. As we all know participation is the name of the game - and participate we did. We still have a long way to go to reach the achievements of other tippler clubs from around the world with regard to the high double-digit times, but I am sure that we will, with a bit of luck, get closer to their achievements very soon. Good luck to all our members for the coming season.

Please remember our AFTU motto. **We Aspire to Inspire.**

Danny McCarthy
AFTU President.



Secretary's Report



We are nearing the end of the financial year and on the 1st of July we begin the new financial year! So here's a gentle reminder to all members to send in your dues and also put in your orders for the rings. The cost of the rings has been increased by the supplier, and accordingly the club will have to increase the price of the rings to \$6 for 10 rings. The rings have been ordered from Chapman's, so if any of the members can find a better source that could give us quality rings at a reasonable price, please let me know.

Currently we have 32 members in the AFTU and a few pending applications. Two new members who have recently joined the club are Wayne Biggs from Nyora in Victoria, who has been a member since December 2011 and Jeff Schofield from Merriwa in Western Australia. For some reason we forgot to include Wayne's name in the list of members in our last issue. (Apologies Wayne). Wayne's insight about his pigeon hobby and a few photos of his lofts and himself are included in this issue. In the first week of May, a few members took part in the AFTU competition fly. However, Aidan McIlhatton was the only member to put in a time in the Honour System. A detailed report of the guys who participated and the results is being covered separately in this issue. I would like to compliment all the participants as it takes a lot of time and effort to get a kit in the sky and we all know that it takes only a few seconds for the menace of the sky (BOP) to destroy all our efforts.

In Victoria the Department of Primary Industries dropped the idea of importing the PVM vaccine and has lifted the ban they had put in place on all pigeon activities. Things are back to normal and the racing guys have started tossing their birds with the intention to commence racing at the end of June early July.

I have been told that most of the racing guys have vaccinated their birds with a double dose of Lasota, but do not know if it has been effective as results of this are still to be confirmed. Nevertheless, after the lifting of the ban on pigeon activities I personally have not heard of any loft being affected with the PVM virus here in Victoria. Recently a Donek fancier in the outskirts of Sydney was detected with the virus, but I have no further news about it.

I am not sure if the ANPA and the other fancy pigeon clubs in Victoria are organising any show, but Bogdan Vasil, (one of our members, who is also the secretary of the Serbian High Flying Pigeon Club, Melbourne) has offered us the club room if we intend to have a tippler show which could also be like a get together. So if you guys are interested - let me know.

Finally, I would like to invite all members to feel free to contribute in any way possible in the way of queries, tips, insights, photos etc which will help in making this newsletter more interesting and interactive. Look forward to hearing from you all. Cheers!!!

Rupert Braganza
Secretary/Treasurer
AFTU

AFTU Member Profile

Abdul Hai

Hi to all the AFTU Members.

I got involved with pigeons at the age of 13 or 14. I was born in Karachi, Pakistan in 1968. In the year 1982 a new family had moved a few doors down from us. They were 4 brothers: I made friends with the one who was my age. His elder brother was into pigeons and was in the process of building a loft on their roof. I watched him build this loft and then came the pigeons. When I saw him doing the whole set up and then flying those birds, I caught the bug big time. In the next twelve months



I had close to 100 birds on my roof. The pocket money which we got, I would save and use it to buy birds from a very well known bird market in Karachi by the name of EMPRESS MARKET.

I had had my birds for a good three years from the time I had got the bug, I was a young 15 year old by then, and I had achieved a time of 8 hours with these birds. However unfortunately, I had to get rid of them

due to the fact that my family had moved to a new home, where there was not enough space for me to keep my birds. I left Pakistan in 1993 and went to Indonesia, (Jakarta). Lived there for 6 years and then migrated to Sydney. All along I wanted to keep pigeons, but there never ever seemed to be a right time to do so, due to personal and work commitments. In 2007 I moved to a place where I could see myself having some pigeons. This did not eventuate, as in the meantime I had got married and later became the proud father of two beautiful daughters. When I mentioned to my wife about my long love for the pigeon hobby, she replied if you try and keep any pigeons I will BBQ them (I know horrible mean women). That did not scare me: I went ahead and bought some rollers and some Serbian highfliers. These birds would not fly more than 2 to 3 hours. I kept searching for some endurance flyers (Tipplers) and bought a few, but they were not the quality I was looking for. I gave up with Tipplers and got involved with rollers once again by joining SPRC (Sydney Performing Rollers Club).

While I was doing good with my rollers, I had never stopped asking and inquiring about tipplers. One day an old SPRC member heard me talking about tipplers. He had remembered Mick Hoskins as a Tippler man. I somehow got Mick's contact number and gave him a call. That was the start of some good quality tipplers for me. I now fly and keep birds which were gifted to me by some of the members of the AFTU.

Abdul Hai
Central Timer

Wayne Biggs



Hi, my name is Wayne Biggs and I am a new AFTU member. First of all, I would like to thank Rupert for going out of his way and giving me birds to start with and making me feel welcome.

My hobby with pigeons started around 40 years ago when I purchased some Birmingham rollers from a guy named Ron Risley. I think that was his correct name - it was a long time ago: apparently they were Mick Grymer birds. Ron told me that with these birds,



he suggested flying them with these little birds called tipplers. They would take the rollers up to great heights and they would perform better: apparently these tipplers (according to John Cox) were Casey birds. In those days I knew nothing about the correct feeding or the separating of



birds. I had the whole lot in one community loft and the breeders would fly with the rest, I would feed them what I could, with whatever pocket money I got. Sometimes they would be well fed, and sometimes they would not be fed. I never had any medications for my birds as my birds didn't need any, because very rarely would any of my birds get sick. Anyway, these little birds known as Maccelsfield Tipplers would take the rollers up out of sight on good days and my rollers

would fly for most of the day and perform when they were coming down. There were times when my tipplers were let out around 8.00 and would just be able to spot them just on dark that night and would still be up there the next morning: no special feeding programme, just what I could afford at the time. I had these birds for many years: we moved around a bit in those days and it wasn't until we moved to Pearcedale where I had around thirty tipplers. I lost most of them to the hawks by day and owls by night. I would go down to feed my birds in the morning and there would be big dents in the wire where the owls had tried to break through. I had around half a dozen birds left- they all went up one day and I lost the lot. Tried to get hold of Ron from whom I originally got the birds but, apparently he had gotten out of the flying birds and was now into showing birds. It is such a shame that these birds were lost. However, with Rupert's birds and with all the knowledge at your fingertips via the internet, I can get a second chance to get the most out of these remarkable little birds. There was not a lot of literature on tipplers back in the old days: you just tried different things and used what worked for you. Cheers



Wayne Biggs

Entertainment!!

Puzzle For Tippler Fanciers

N	U	B	L	S	S	R	Z	K	Q	Z	T	I	J	T
V	O	O	L	E	E	T	I	R	G	C	H	P	T	F
S	F	I	G	A	E	H	Y	H	S	S	U	H	G	D
T	H	D	T	S	C	E	G	Y	R	K	T	S	N	O
C	A	R	R	I	P	K	U	U	S	G	W	N	I	S
B	S	Y	Z	I	T	D	L	Z	H	S	I	E	D	R
X	X	R	G	Z	R	E	D	S	T	L	C	H	E	E
L	S	E	Z	G	Q	S	P	H	Y	T	O	I	E	F
P	O	H	L	A	L	K	G	M	I	V	C	V	R	E
N	O	T	A	A	V	I	B	K	O	Y	K	S	B	R
L	X	E	C	N	L	B	E	F	O	C	S	T	B	E
S	D	Q	R	F	N	X	O	B	T	I	K	N	T	E
X	G	Y	E	L	L	O	W	V	S	T	V	I	P	B
G	I	G	L	O	S	A	N	M	N	V	W	R	L	J
B	L	U	E	B	A	R	P	Z	W	X	T	P	J	R

BADGES
BREEDING
EGGS
HENS
KITBOX
PRINTS
SHANNON

BLACK
COCKS
FLIGHTS
HUGHES
LOFT
RED
YELLOW

BLUEBAR
COMPETITION
GRIT
KIT
PIGEON
REFEREE

PIGEON JOKES



Did you hear about the man who became a millionaire with one homing pigeon?

He sold it for a dollar and it kept coming home a million times!

I was driving to work this morning when my car stalled in the damp weather. I was sitting in the car at the side of the highway, contemplating my next move, when a pigeon flew down and landed right in the middle of the hood of the car.

It seemed fairly tame, and I soon became fascinated in watching it up close as it strutted around and made cooing noises.

A few minutes passed and two more pigeons flew in and joined the first bird. Pigeons seem to be attracted by crowds, and soon I was sitting there with a whole hood full of pigeons, all cooing loudly and beginning to change the colour of my hood.

Gradually I noticed that the birds seemed to be trying to get my attention, which was unnerving, since I had always regarded pigeons as rather stupid birds. But, sure enough, several of them were dragging a piece of rope around on the hood, and several others were flying out in front of the car and returning to the hood.

All of a sudden, I realized what they were doing, so I yanked open the door and wildly chased them all off.

No way was I going to be pigeon towed!

A bum, who obviously has seen more than his share of hard times approaches a well dressed gentleman outside the local feed store.

"Hey, Buddy, can you spare two dollars?"

The well-dressed gentleman responds, "You are not going to spend it on liquor are you?"

"No, sir, I don't drink," retorts the bum.

"You are not going to throw it away in some crap game, are you?" asks the gentleman.

"No way, I don't gamble," answers the bum.

"You wouldn't waste the money at the pigeon auction would you?" asks the man.

"Never," says the bum, "I don't have pigeons."

The man asks the bum if he would like to come home with him for a home cooked meal. The bum accepts eagerly. While they are heading for the man's house, the bum's curiosity gets better of him.

"Isn't your wife going to be angry when she sees a guy like me at your table?"

"Probably," says the man, "but it will be worth it. I want her to see what happens to a guy who doesn't drink, gamble or fly pigeons."

Overseas Lofts & Birds

Davey Warrener's Loft and Birds – Sunderland, U.K.

Davey settling his young tipplers.





Thank you Davey for taking the time out to send us the pictures of your birds and your interesting article (see page 20)

AFTU Lofts and Birds

Raj Sandhar's loft and birds - QLD



Danny McCarthy's loft and birds - WA.





Chris Francis' loft and birds - NSW



Aidan McIlhatton's loft and birds QLD



Six young Hughes Blues.



One of Aidan's Blue Hughes




A Couple of Aidan's Hughes strain of tipplers.




Another one of Aidan's Hughes strain of tippler.



One of Aidan's Blue Saddles.



One of Aidan'd Hughes Badges.





One of Aidan's young blue Hughes.



AFTU Social Activities



A visit to John Cox's home by Lucky, Rupert and Bonny to wish John a very happy birthday.



Birthdays, BBQs and
Birds!

Serbian Pigeon Show - VIC

Pictures of the AFTU members visit to the Serbian Pigeon show held in Melbourne.

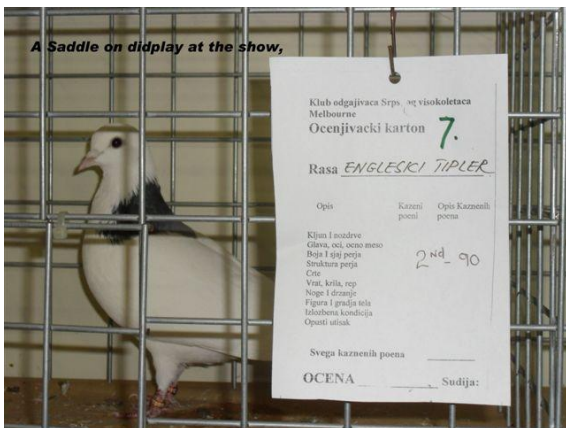




Attendees at the show.



Another Display



A Saddle on display at the show,



Rupert saying a few words at the show.



A happy winner.



Another winner at the show.



A happy bunch of blokes at the show.



It's food time at the show.

Everyone attending the show had a great time.

AFTU 2011/12 Fly Results

Here is a brief description of the members' results from the last AFTU competition which was held on the 5/6 May 2012

Aidan McIlhattan. Honour system 3 hours 20 minutes.

On the 5th May 2012 flew 7 birds at 6.15 am, the birds had been locked up all summer due to the molt. He got them out 10 days before the comp and gave them a few training fly's. The birds were not fully fit but still flew in a nice tight kit for 3 hours. After 3 hours one female started to show signs that she was tired, so at 09.20 he put out the droppers, all the birds landed and locked in within 10 minutes.

Rupert Braganza. Honour system DQ

On the 5th of May 2012, flew 4 birds at 06.50 am, the birds kitted nice and tight and went straight into pins: watched them for 10 minutes went into the house to answer a phone call which was from Phillip who said he was coming to my place and would be there in 10 minutes. I went out to check on the birds - the sky was clear no birds in sight. Phillip arrived around 7.15am still no birds. Took a DQ at 8.00 am. - around 8.30, 1 bird spotted medium height, flying recklessly: within a minute, a falcon chased it down. Half an hour later another two birds appeared and the falcon was straight into them. Even with the droppers out the falcon just would not let them get over the house to land. Eventually got all four back safe and sound.

John Cox. Honour system DQ

On the 6th of May 2012 I flew 3 birds at 7.15 am, the birds kitted nicely and were flying in good rhythm, went into the house to get something to eat and a cup of tea- came out birds missing nothing could be seen: after half an hour 2 birds turned up flying aimlessly. Took a DQ went to the poultry auction.

**Abdul Hai. Official System 5 Hours 30 Minutes
DQ Refereed by Naveed**

On 6th May 2012 flew three birds at 6.15 am, for the first hour the birds flew very high but were well kitted and flying in a good formation then they came and settled at medium height. At 08.01 kit was attacked by a Falcon the kit split one bird was sighted at medium height at 8.06 and continued to fly solo. The other two were spotted at 8.23 flying a little higher they re-kitted at 8.30 and got back into the rhythm. At 10.45 the falcon reappeared and singled out a silver Shannon in the kit and chased it .I did not see the falcon take the bird ,waited for the silver for an hour whilst the other 2 continues to fly at 11.45 the silver still did not turn up so accepted a DQ. The silver did not return to date.

Aman (Lucky) :(working 5/6 May club rule exemption to fly on weekday)-

Flew on 7 May 2012.

Official System 9 hours 9 minutes **DQ Refereed by Tom**



On 7th May 2012 flew 3 birds flown at 7.15 am: was a very windy morning- the birds flew low to medium height - all the time the falcon was sighted quite a few times but, did not make an attempt to attack the birds. At the 5 hour mark the birds were still flying low. At 1.28 pm



one of the birds landed on the landing pad and then took off so time was taken as the birds had to be got in within an hour. Out with the droppers the birds that landed earlier



dropped within the hour but the other 2 continued to fly they had too much of fuel in them and went on to fly until 4.24pm (9hrs and 9minutes) with Tom the referee watching them. So a DQ for Lucky too.

Apart from Aidan McIlhatton, there were no completed flys in 2011/12.

Every attempt by our members at an official fly or an Honour System fly ended in a DQ due to falcon attacks, which was a disaster to say the least.

Aidan was the only who actually completed a fly during the current season with a fly of 3 hours and 20 minutes, which was flown under the honour system. Well done Aidan and all those who tried their best to get a fly in. I am sure we will have better luck and success next season.

Q&A Corner

Thank you to all those members who had a crack at answering the questions in our last AFTU Newsletter. Here are the answers put forward:

From John Cox.

Question 1: The young Tippler is considered an Old bird in July of the year after her Band year e.g. If the band is 09 then July 10 the bird is considered an Old bird.

Question 2: A referee must not be related to the flyer, by blood or marriage: they must have an understanding of the rules and be accepted by the AFTU.

Question 3: Technically none, as all Pigeons are Modified forms of the Original Blue bar rock pigeon and still carry the same set of Genes.

But for our purpose we have decided to segregate birds into different groups and call them breeds, and to take it further, we then divide them into strains defined by

their individual qualities we wish to recognize and usually name them after the originator/s.

From Mick Hoskins.

Question 1: A Tippler is considered an old bird after the anniversary of its first year.

Question 2: He must be of good character and be known to the club as a fancier of good standing not related to the person he is timing for.

Question 3: A breed is a description of a group of animals within a species that has been developed and maintained by human intervention. A strain is an inbred family group that has a common ancestor.

From Rupert Braganza.

Answers to the questions this is my opinion and there could be many if's and but's.

Question 1: Once it has moulted all its primary feathers. Until the 10th one is dropped it is not an old bird.

Question 2: Should be a pigeon man having kept pigeons as a hobby for some time preferably flying variety

Question 3: A breed is identified either by its colour marking, physical configurations, features and abilities. Strains are birds within the same breed given a particular name (mostly the owner's name) because of its extensive ability of becoming champions a few times in that breeds competition.

These are the Correct Answers Folks:

Question 1: The correct answers to question number one is as John Cox's has stated. He is right on the money.

Question 2: The correct answer to question number two is as both John Cox and Mick Hoskins have stated. They are both right on the money.

Question 3: The correct answer to question number three is what Mick has stated. He is right on the money.

There can be no misunderstanding with regard to his definition of the topic. I must state here that John Cox's definition is also right, however Mick's answer/definition is straight to the point and there can be no ifs, ands or buts about his definition on the subject. A big thank you to all those who participated in the "Q&A" Corner. It makes our AFTU Newsletters that much more interesting and additionally, helps us to learn a bit more about the sport that we love so much.

New Questions

Question 1:

What is the maximum size of a kit that is allowed to take part in an AFTU Official Fly?

Two: Three: Four: Five: Six: Seven: Eight or Ten?

Question 2:

What is the length of time allowed to a member who is participating in an AFTU Official or Honour System Fly to get his birds down, once he has called time?

Question 3:

How often must a Referee be able to sight the kit during an Official AFTU Fly?

Question 4:

What is the current charge for AFTU rings 2012/2013?

Question 5:

On what date does the AFTU season start each year?

Birds for Sale or Gifting

Hassan Showaily of Mirrabooka WA has some spare Lovatt type tipplers for sale to AFTU Members ONLY. Those who are interested please contact Hassan for details on pricing and for photos. Email Hassan at - hassan95@live.com.au

If there is any AFTU member who wishes to sell or gift birds please contact me via email on danny.4919@bigpond.com and I will publish it in our newsletter.

The AFTU does not take any responsibility for Birds sold or gifted. It is the member's responsibility to make sure he has done his research on the birds he wishes to acquire.

Tippler Articles

Tipplers Sunderland Style

As a young boy growing up in Sunderland's East End, there was no shortage of pigeon men as we called them. Almost all of them kept homers so it's not surprising that most young boys had an interest in pigeons from a very early age. I had 2 uncles keeping them on the allotments, and my grandfather who had them in his back garden on the Hylton Castle Estate so I was around pigeons from the word 'go'. As for my own birds, well this started when I was around 8 years old. Along with a couple of friends, we began collecting pigeons of every description: anything with a ring on or unusual markings, colours or adornments, these birds were caught in the street and parks or 'begged' from the homing men. Some were given as a reward for cleaning out lofts or carrying the clocks - regardless of where they came from, they were all welcome.

These birds were made up, mostly, of homers, with a few fantails, tumblers, crosses, even a few wild pigeons and my favourites, the tipplers known to us by the local name "farmers". Having no gardens, these birds were all kept together in various brick built coal sheds. They were never 'settled', and no thought was given to breeding: they were just left to "get on with it", being fed on anything we could get our hands on (mainly wheat, peanuts or bread taken from the bins of the local Prides Bakery in Coronation Street) and the big joy in keeping them, back then, was swapping birds amongst each other - which was done every Saturday morning without fail. The only difference between myself and the other lads, was that I had picked out a few of the tipplers and was allowed to keep them in my grandfather's homer loft, in return for cleaning out his loft every Sunday: something which I did not mind doing, because it let me inspect the eggs and youngsters and learn about pairing, breeding, feeding and everything else that contributed to my becoming a pigeon man in the real sense of the word.

When I was around 11 or 12 years old, we were re-housed by the Council onto a housing estate a few miles outside of the town centre and, lo and behold, we had a nice big garden. I was ecstatic until I found out that my father intended to use it for growing vegetables and breeding rabbits for the table. We were a very large family with little in the way of money, so this was a bit of a godsend for my father: but it was not all doom and gloom when, after a week or so, I noticed a kit of tipplers circling the house day after day and dropping just a few houses away from us. Now these birds were a real eye opener for me, flying up to 10 hours at a time - I had never seen anything like it before.

After another couple of weeks, I got friendly with this man's two sons and before long was invited to have a look at the birds. What a sight! He must have had 30 tipplers - all black prints and looking in pristine condition. Every bird had the same look and I found it difficult to tell them apart: he kept them in a large brick

outhouse, which had white painted walls and was spotless. As it turned out, his sons had no interest in the birds and he was quite happy to let me go in whenever he was at home and help out. This is when I first became acquainted with kit boxes and keeping flyers and breeders separated. The use of droppers was another eye opener for me - the one thing he did **not** do was to 'feed up'. The birds were all fed the same mix both breeders and flyers - he was flying his 2 kits every other day he would put them out before he went to work and dropped them shortly after he came back from work. After a while, I managed to get a few birds from him, so these joined the others that I had at my grandfather's loft. A year later my father let my older brother and myself build a pigeon loft in the back garden at home. This turned out to be a bit of a disaster for me, because my brother decided to keep homers. Having only one loft between us and not being big enough to partition, all the birds had to be housed together. My brother would let out his homers every day and let them sit around the place, so, as I had no chance to fly the tipplers there, I moved some of them to a friend's grandfather's allotment. Here I managed to get a couple of years flying in, due only to the fact that his grandfather was keeping chickens not homers. Then when I was 14 years old, my brother decided to give up the birds (in favour of birds of the unfeathered variety). This gave me the loft at home to myself, so another few years of uninterrupted flying followed. I flew the birds from this small loft until I left home.

I got a small upstairs flat in the Millfield area of Sunderland and had the use of a large backyard. With the owner's permission, I began to build myself a new loft. Knowing I would need droppers settled as quickly as possible, I took down a couple of pairs of fantails and settled them to an old gas stove, which had been left in the yard. The fantails lived in the stove quite happily for the couple of weeks it took me to build the loft: they would try to get back in there every time I let them out until I got rid of it. 2 years after moving into my flat part of the floor gave way. It turned out that the whole of the floor was rotten, so the Council re-housed me in a flat over the other side of town - without a garden - so it was back to the allotments for the next couple of years. I decided it was time to get myself sorted so I bought a small terraced cottage back over in Millfield with a decent sized yard. I built myself a 16 foot loft and, knowing a little better this time, had it divided into 3 sections with individual flying boxes, young bird weaning cages and a breeding section. I flew from there for the next six years getting times of over 18 hours with old birds and over 17 hours with the young birds... not great times, but good times for birds which were not dark trained. During my time there I met a flyer named George Lazzari who was the Secretary of the Tyneside Tippler Club and a member of the NTU. He turned out to be a good friend of lots of the old time flyers and gave me a lot of introductions and sound advice. It was through George I first started to fly the tipplers in serious competition. I joined the club, and a year later became Secretary /Treasurer. Over the next few years, we took the club from a membership of just five to over 20. After those 6 years, I moved to my present home in Silksworth and have been flying my tipplers from here for over 25 years. I had a spell out of competition due to a change in the shifts where I worked, but still managed to train and fly my birds on the days that I was off from work. Now I work part time, so have the time to dark train my birds- something I had been looking forward to. This has given me a chance to get a better idea of my birds' potential. Since starting to dark train, I have managed to fly kits in competition for times of 18.37, 19.02,

19.04, 19.20 and 19.40 . Hopefully, these times will get better as I learn a little more about dark training. Due to this sport I have made a great number of friends and met some of the best tippler flyers ever to put birds in the air. I wish my young son would take up the sport, but like most young boys today, the interest just isn't there. BUT I am lucky enough to have a very understanding wife who knows exactly what my birds mean to me and is very supporting and helpful.

Davey Warrener
Sunderland UK

The Training of Flying Tipplers

By Cyril Meredith Yearbook NTU England - Flying Tippler

Before commencing the article on Tipplers, which the Editor so kindly invited me to contribute, I should like to express my appreciation to some of the fanciers who have helped me in the past. the late J.W. Morton, of Chooks, let me have a few pairs of his famous stud about 1929; he also gave me much encouragement and advice after I had struggled with very little success from about 1920.

The fast time I was able to fly a lot of young birds, which I bred from his stock, they flew 15 hours 48 minutes on August Monday, 1931. Birds of the same strain also flew 13 hours 25 minutes, 16 hours 20 minutes, 16 hours 18 minutes on August Monday, 1934, 1935, and 1938 respectively, twice winning the A.E. and National. Three other prominent fanciers, all great friends of mine, have also helped with advice. They are Sam Billingham, Joe Davies and Alf. Chamberlain, and we have often exchanged birds if we have been short.

Many are the happy hours I have spent with them all, talking about our beloved birds. It is difficult to describe which of the fanciers I most admire. I am no stranger to Sheffield and I have always admired these great-hearted sportsmen. On the other hand, the South Wales fanciers have that pest the hawk always with them; they also command our admiration for their pluck in keeping going Year after year. After all the help I have received I feel in duty bound to do all I can for the novice, and if this short article helps a few of the struggling fanciers up the first step of the ladder of success, I shall feel amply repaid for the time and trouble I have spent. As this time, the methods I shall describe are an honest attempt to put some of the younger men on the road to success with this type of Tippler. First of all, you must choose what type would suit your district, as position has a great deal of bearing on the times your birds will fly.

As an example, most of the winds prevailing in this country are west and south-west, with quite a number of south winds during the short flying season. This suits

many people, especially those who were fortunate enough to be able to choose their house with a view to flying birds there. If the surrounding country is flat, it does not matter much, but if you live in hilly country, a bad wind will take all your birds' energy and take hours off their flying time. By the same token uphill winds will enable your birds to finish stronger even after 18 hours in the air. But to fly the daylight out, you must have the bird's been a proven strain and they must be well trained. We will suppose a fancier wishes to make a start. I advise him to approach a well-known fancier and buy a couple or three pairs of stock birds, and stick to the one strain. There is nothing I detest so much as watching birds fly from different strains.

When one of the kit wants to fly high, the others want to rake, and if you happen to be the unfortunate referee your job is made much more difficult, and it is no satisfaction to the owner to watch birds flying at different heights all day. This is most important, so much so that I dislike having a kit unless they are all one family. The three birds I flew 18 hours 25 minutes in June 1944, to win the All-England long day fly are of two brother cocks, black and red, and a cousin to them, another black. The ideal, of course, is three brother cocks.

I know this cannot always be attained, but do try to fly birds of one blood at least. When I have my young birds nicely sealed, I place them in a compartment away from the other birds, and train them on alternate nights, feeding when they have finished their fly, giving them one drink after feeding, and taking the fountain away.

For the first few weeks, I also keep a white fantail hen with the kit: they get used to her, and when they show signs of tiring in the first flight or two, I throw the fantail in the flight and keep her moving until all the youngsters are settled on the loft. I get them straight in and after about half an hour feed them on barley, about half, and fill up with wheat. I think that all barley feeding is too severe for youngsters and do not recommend it. After about three weeks at this alternate night flying, we will suppose the young kit are about 8 to 9 weeks old. They should be flying at least four hours, hungry and thirsty, gradually increasing their time, until they are flying the last five hours of daylight, always dropping them at dusk. They will soon find what is required of them. If they should drop before the droppers are out, just frighten them, and put out the droppers and call them down.

This should be kept up until one week before the competition, and providing competition day is on Monday, I give the birds a half teaspoonful of Epsom Salts to a pint of water the Monday preceding - that is, seven days before the fly. Keep the birds in Tuesday, fly Wednesday about 4 hours. Keep them in Thursday, at night give them half a crop of canary seed, and fill up with Barley. Fly Friday, the last seven hours of daylight and when they come in, feed oil, a teaspoonful of rape-canary and half crop of tares; on Saturday night about three-quarters crop of maple

peas. Sunday morning, about 10 o'clock, a teaspoon full of each of rape, Niger and canary seed and two dozen maple peas to each bird. On Thursday, Friday and Saturday, a tonic drink: 10 drops of Phospherine in a pint of water. On the morning of the competition about half a crop of canary, seed about 3.1/2 hours before liberation and a drink of clean water. To ensure that each bird has the right amount of seed and corn at each feed, I place them in compartment boxes of their own about a month before the fly. These kit boxes are about 2 ft. x 2 ft. x 18 ins. high with dowel fronts, and although not all fanciers box young birds, I do not think adult cocks could be flown successfully without.

Before closing this chapter on young birds, I would like to point out one or two pitfalls the novice is likely to fall into. Try to fly your kit at the same time at night, so that they always finish their fly at dusk. This is the only commonsense way of training, and the only way you will fly a kit from dawn to dusk. Always try to keep them in the same bodily condition, neither too low nor too well; as if you fly them too well in training, you cannot expect to get them much better for a competition. Always teach the youngsters to pick up the different seeds and corn you will give them the last week before the fly, as it is no use expecting young birds to eat strange seeds or corn they have not been used to. Any night when they come in hungry you can give them, say a bit of canary or a bit of Niger seed or rape; not too much, just enough for them to try it out. You will see that they like one seed better than another. In the feeding the week before the fly give them the seeds, they like the least first; you will soon notice which they will prefer.

Gain your birds' confidence by talking to them and whistling in the loft when you are feeding, otherwise when you try to get them in at dusk with whistling and calling and the dropper, they will not respond. The difference between competition flying and flying for a hobby is that you must have the birds trained to fly when you want them to, not when they feel like it, therefore they must be under your control both in and out of the loft. If these instructions are followed with birds of a good strain, I cannot see how anybody can fail. Patience and commonsense must be used, and I think the first time a man's birds fly the clock round, he feels that it is worth all the trouble he has taken. It is difficult to describe the thrill the owner feels when his birds have done well, or the despondent feeling a fancier feels when his birds have not done as well as he expected them to. He must often lay the blame on himself for something he has done wrong or neglected for the birds' welfare.

Pigeon Breeding – Correct Line Breeding, Fixing Champion Blood

Here is an interesting article that can help any novice with breeding their own strain



The young fancier and perhaps the old fancier too, may desire a little knowledge upon the important subject of pigeon breeding, in particular line breeding, or, in any case, a system by means of which they can establish a line of speedy birds, likely to win in the best of company. There is no need to have a loft of fifty birds, to win classic events, in these days of specialization. By specialization, I mean the concentrating upon a certain strain.

Most fanciers have, within their lofts, a bird that has performed exceptionally well during the racing season; a bird which has been bred from a pair of birds within the loft. Here then, are the necessary materials for the building up of a strain.

If the pride of our pigeon-breeding loft is a cock bird, then, the following season he must be mated to his dam; and if there is a hen, she must be mated to the sire. This is termed 'reciprocal mating' - at least, I call it such. The youngsters of both these matings are carefully ringed and checked into the pedigree book. Without careful noting, the success of the system is futile.

The hens of the sire, we will term, 3A, and the cocks off the dam, 3B. The sire is numbers 1, and the dam numbered 2. No. 1 is mated to a 3a hen, and 3b cock to number 2. The young birds are carefully trained and raced, and it is just possible that the youngsters off the sire may be better than those off the dam. It may be the other way about, and the young off the dam may be the better. This is a possible method of checking whether the sire or dam was the producer of the champion. If the inheritance of the champion bird came from the dam, then we have intensified the possibilities of speed, by mating her champion son to herself.

The progeny of 1x3a will be marked 13a in the studbook, and the progeny of the 1x3b mating will be 13b. Now the fancier may mate a hen off 1x3b, back to No.1 and 2 is naturally half the blood of the dam, and, according to the generally accepted theory of Mendelian laws, governing pigeon breeding, the son only takes after the dam, in proportion of one twenty-fifth of her blood. If this be so (and personally I have up to the present accepted the theory) then the son is only one twenty-fifth part related to the dam, so that it is not close inbreeding.

That being so, the daughter of the son and dam, which is mated back to No. 1, is a grand-daughter, and contains only one-fiftieth part of the grandsire's blood. To mate these two birds, again, is not close inbreeding and, in the same ratio, to mate the inbred grandson back to the granddame is only mating back one fiftieth of her blood.

It may be, that both the male and female lines will fly and perform exceedingly well; or it may be that one line only shows the greater percentage of winners.

When a champion bird appears in a loft, that is somewhat unrelated, I am a great believer in the theory that it is a case of reversion to a champion ancestor. In either case the sire or dam's side, and by reciprocal mating, we can trace or chase the elusive quality, much better than by out crossing. It may be said that we are breeding a line of weak birds, but this has long ago be disproved.

A system as above may be continued for many generations, and, after the third season, the young of the sire's side may be mated with the young of the dam's side, and a cock and hen picked, for again mating back to the No. 1 cock and No. 2 hen. It is a system of line breeding similar to that known as the Felch's system, but, I would not care to go to the extreme length of going beyond five seasons, at which date I would introduce a specially selected hen of the same strain, but far distantly removed.

Why a new hen? Because experienced fanciers know that a new cock bird can mate with several hens without our knowledge, but the new hen can only mate with the one cock bird. Some cock birds are not at all faithful to their hens, and will court any hen in the loft that may be amorously inclined.

I once saw this happen, when a red chequer pied cock bird mated to a blue chequer hen, though the hen was really mated to a chequer cock for several seasons. The progeny turned out red chequer pids, but for the observation, I would have pedigreed them as off the hen's real mate, the chequer.

The birds that show any tendency to weakness in physique, provided they are raced, will soon be eliminated from the loft. In well known lofts that have already adopted this system of breeding, the percentage of weaker typed birds are not greater than under the ordinary system of outcross pigeon breeding.

Speed, and more speed, is necessary these days, when fanciers are concentrating upon a few selected birds, and giving them intensive, carefully thought out training and racing. Haphazard selection of a dozen or fifteen birds from the loft of possibly sixty and seventy birds, is putting the fancier on the plane of a novice just starting with a few well bred birds. I could name one prominent English fancier, who races not more than six birds in the chief races, against wealthy fanciers who send as many as twenty birds, and the fanciers with six birds wins a greater percentage of races, because he knows his pedigrees and performances and is in closer contact with the individualities of each bird: and we fanciers know that each bird is as different as two human beings in character and mannerisms.

By pigeon breeding on the system outlined above, a fancier has a perfect right, within a few years to claim his name to the strain, because it is a more or less recognized principle that it takes four seasons to form some distinctive characteristic in bird or animal bred on a system of line breeding.

Editors Note: These articles have been reproduced with the permission of "The Gazette", a publication of the South Australian Homing Pigeon Association Inc. The articles were originally supplied by Mr. John Pryor from his late father Keith's scrap book on Pigeons.

Pigeon Breeding – Correct Line Breeding, Fixing Champion Blood

Per kind favour of Shahed Hossain.

AFTU Members List

New South Wales

- 1 Frank Comitogianni of Sydney
- 2 Chris Francis of Bungalow
- 3 Abdul Hai of Padstow
- 4 Mick Hoskins of Phillip Bay
- 5 Pece Mihailov of Bexley

Victoria

- 6 Wayne Biggs of Nyora
- 7 Fred Barany of Warragul
- 8 Rupert Braganza of Clarinda
- 9 Phillip Cheng of Glenroy
- 10 John Cox of Alexander
- 11 Mick Culibrk (Bato) of Springvale North
- 12 Shahed Hossain of Roxburgh Park
- 13 Darryl Lester of Drumanure
- 14 Con Leonidas of Roxburgh Park
- 15 Jim Lero of Lalor
- 16 Darryl Sinclair of Keysborough
- 17 Kevin Smith of West Melton
- 18 Gurpreet Singh of Hallam
- 19 Aman Sidhu (Lucky) of South Morang
- 20 Tarandeep Singh (Bonny) of Avondale Heights
- 21 Bogdan Vasil (Boggy) of North Dandenong
- 22 Tahir Useni of South Morang

Western Australia

- 23 John Gasper of Westminister
- 24 Nathan Browne of Forrestfield
- 25 Danny McCarthy of Morley
- 26 Karim Cooper of Narrogin
- 27 Aldo Skender of Munster
- 28 Hassan Showaily of Mirrabooka
- 29 Jeff Schofield of Merriwa

Queensland

- 30 Aidan Mcilhatton of Capalaba
- 31 Raj Sandhar of Kanimbla



AUSTRALIAN FLYING TIPPLER UNION

aussietipplers@yahoo.com

Application For Membership

NOTES FOR APPLICANTS

An application of a person for membership must be lodged with the Secretary in writing on the approved application form.

As soon as possible after the receipt of an application the Secretary must refer the application to the committee.

The committee will determine whether to approve or reject the application.

The committee reserves the right to reject an application without giving a reason.

If the committee rejects the application, the Secretary will advise the applicant in writing as soon as possible.

If the committee has approved the application, the Secretary will as soon as possible request payment of the \$35 annual subscription.

a) Payment can be made at any Commonwealth Bank

Australian Flying Tippler Union Inc BSB: 062519 Acc: 10121297

Please attach your Postcode as an Agent Nr when making a direct deposit

b) Cheques to be made payable to;- The Australian Flying Tippler Union Inc

Send application form to;- A.F.T.U. Secretary/Treasurer:

Rupert Braganza, 181 Elder Street South Clarinda Victoria 3169

E-mail: rupertoos@yahoo.com

APPLICANT'S NAME:

ADDRESS:

TELEPHONE NUMBERS:

EMAIL ADDRESS:

STRAINS OF PIGEONS KEPT:

**ARE YOU A MEMBER OF ANY OTHER
PIGEON CLUB?**

If Yes please list which club/s

Yes ☐ No ☐

SIGNATURE OF APPLICANT

PARENT/GUARDIAN SIGNATURE
(if applicant is under 18yrs)

NOMINATED BY:

AFTU Secretary - Rupert Braganza



AFTU June 2012 Issue edited and produced by

Danny McCarthy

AFTU President

We hope you enjoyed our latest edition of the AFTU Newsletter!